



## NZK1-32 Change-over Switch

### 1. General

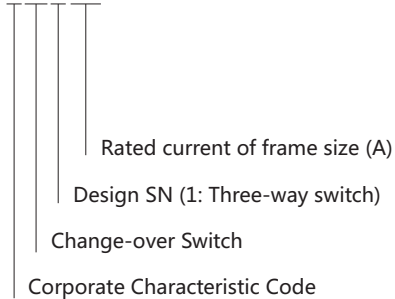
- 1.1 Certificates: KEMA;
- 1.2 Electric ratings: AC 50/60Hz;  
rated voltage up to 250V, rated current 32A;
- 1.3 Standard: IEC60669-1

### 2. Operating conditions

- 2.1 Temperature:  $-5^{\circ}\text{C} \sim +40^{\circ}\text{C}$ ;  
the average value shall not exceed  $+35^{\circ}\text{C}$
- 2.2 Altitude:  $\leq 2000\text{m}$ ;
- 2.3 Air conditions:  
At mounting site, relative humidity not exceed 50% at the max temperature of  $+40^{\circ}\text{C}$ , higher relative humidity is allowable under lower temperature. For example, RH could be 90% at  $+20^{\circ}\text{C}$ , special measures should be taken to occurrence of dews.
- 2.4 Mounting conditions:  
Inclination between the mounting plane and the vertical plane should not exceed  $\pm 5^{\circ}$
- 2.5 Assemble with TH35-7.5 steel mounting rail

### 3. Type designation

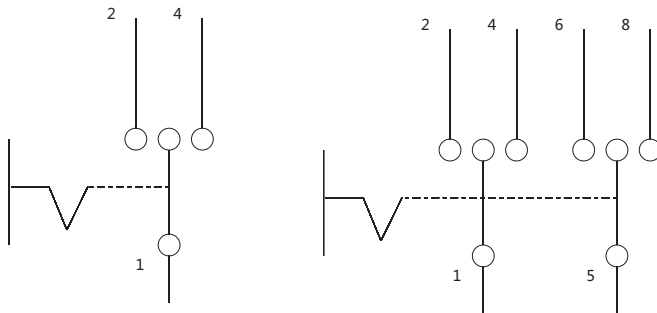
NZK1-32



### 4. Technical data

- 4.1 Poles: 1P, 2P
- 4.2 Rated frequency: 50Hz/60Hz;
- 4.3 Rated operating current  $I_e$ : 32A;
- 4.4 Rated voltage  $U_e$ : 250V;
- 4.5 Rated making and breaking capacity:  
 $1.1U_e$ ;  $1.25I_e$ ;  $\text{COS } \Phi = 0.3 \pm 0.05$ ; 200 times
- 4.6 Operational performance:  
 $U_{e0}^{+5\%}$ ;  $I_e$ ;  $\text{COS } \Phi = 0.6 \pm 0.05$ ; 10000 times

## 5. Circuit diagram

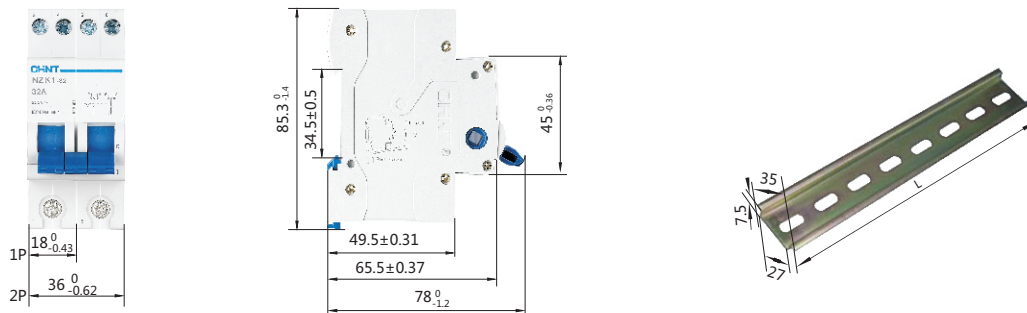


NZK1-32/1

NZK1-32/2

## 6. Overall and mounting dimensions (mm)

Mounting Rail Dimensions



## 7. Installation and usage

7.1 Prior to installation, check whether the switch symbol complies with the operating conditions.

7.2 As shown, snap into the mounting rail.

Contact 1-2 is closed when the handle is at position I, and contact 1-2, 1-4 are opened when the handle is at position "O", contact 1-4 is closed when the handle is at position II.

7.3 Before turning the power ON, operate the switch several times to ensure that it is flexible and reliable, without any delay.

7.4 The switch must be protected against rain during usage, storage and transportation, etc.

## 8. Ordering information

8.1 Indicate the following order information:

- a) Product model and name, e.g. Change-over switch NZK1-32
- b) Number of poles, e.g. 2P
- c) Quantity of order, e.g. 100 units

8.2 Example:

e.g. Change-over switch NZK1-32/2 100 units